

2130 - TABLE Ø 117 CM

DOMESTIC | PROFESSIONAL | INTENSIVE ●

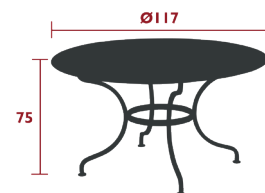
7 IPAC

x6

23



Steel sheet table top  
Tubular steel base  
Flat iron belt  
Height-adjustable pads  
Leg riser provided for rain runoff



46 kg

2131 - TABLE Ø 137 CM

DOMESTIC | PROFESSIONAL | INTENSIVE ●

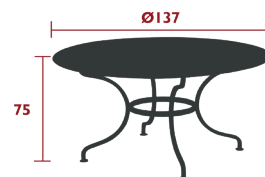
7 IPAC

x8

23



Steel sheet table top  
Tubular steel base  
Flat iron belt  
Height-adjustable pads  
Leg riser provided for rain runoff



51 kg


2134 - TABLE 180 X 100 CM

DOMESTIC | PROFESSIONAL | INTENSIVE ●

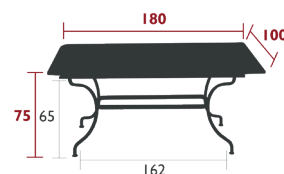
8 IPAC

x10

23



Steel sheet table top  
Tubular steel base  
Flat iron belt  
Height-adjustable pads  
Leg riser provided for rain runoff  
Compatible with:  
PROTECTIVE COVER 210 X 100 FOR TABLE - COVERS



61 kg

2138 - TABLE WITH EXTENSIONS 200/300 X 100 CM

DOMESTIC | PROFESSIONAL | INTENSIVE ●

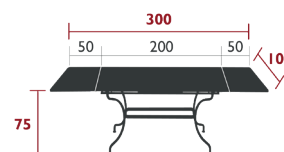
8 IPAC

x14

23



Steel sheet table top  
Tubular steel base  
Flat iron belt  
Height-adjustable pads  
Leg riser provided for rain runoff  
Compatible with:  
PROTECTIVE COVER 210 X 100 FOR TABLE - COVERS



100 kg